

Luminaria

Código COM2-25W2S3-30K7-ffff-gghhh-i_jj-kk
Nombre Coanda Series Mini S2 - 25W 30K70 T2S3

Ensayo

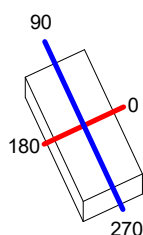
Código Coanda Series Mini S2 25W COM2-25W2S3-30K7-ffff-gghhh-i_jj-kk 30K70 T2S3
Nombre Coanda Series Mini S2 - 25W 30K70 T2S3

Flujo Luminaria	3375.00 lm	Potencia luminaria	25.00 W	Eficiencia	135.00 lm/W	Rendimiento	100.00%
Flujo de Lámpara	3375.00 lm	Valor Máximo	441.49 cd/klm	Posición	C=0.00 G=67.00	CG	Asimétrico
Luminaria Rectangular		Longit.	590 mm	Anchura	280 mm	Altura	125 mm
Área Luminosa Rectangular		Longit.	590 mm	Anchura	280 mm	Altura	125 mm
Área Luminosa Horizontal		0.165200 m2		Área Emisión sobre Pl. 180°		0.073750 m2	
Área Emisión sobre Pl. 0°		0.073750 m2		Área Emisión sobre Pl. 270°		0.035000 m2	
Área Emisión sobre Pl. 90°		0.035000 m2		Área de deslumbramiento a 76°		0.111525 m2	
Sist. de Coorden.		CG		Tipo de Simetría		Asimétrico	
Fecha		07-02-2022		Máximo Ángulo Gamma		90	
Distancia de Ensayo		0.00		Flujo de Ensayo		3375.00 lm	
Operador				Tensión de alimentación			
Temperatura		25.00 °C		Corriente de alimentación			
Humedad		60.00 %		Fotocélula			
Notas							

Lámparas de la Luminaria

Familia	Código	Nombre	Flujo [lm]	Pot. [W]	Cant.
	COM2-25W2S3-30K7-ffff-gghhh-i_jj-kk	25W 30K70 T2S3 - 25 W	3375.00	25.00	1
C.I.E.	39 74 96 100 100	D DIN 5040	A20		
F UTE	1.00 E	B NBN	BZ 5		

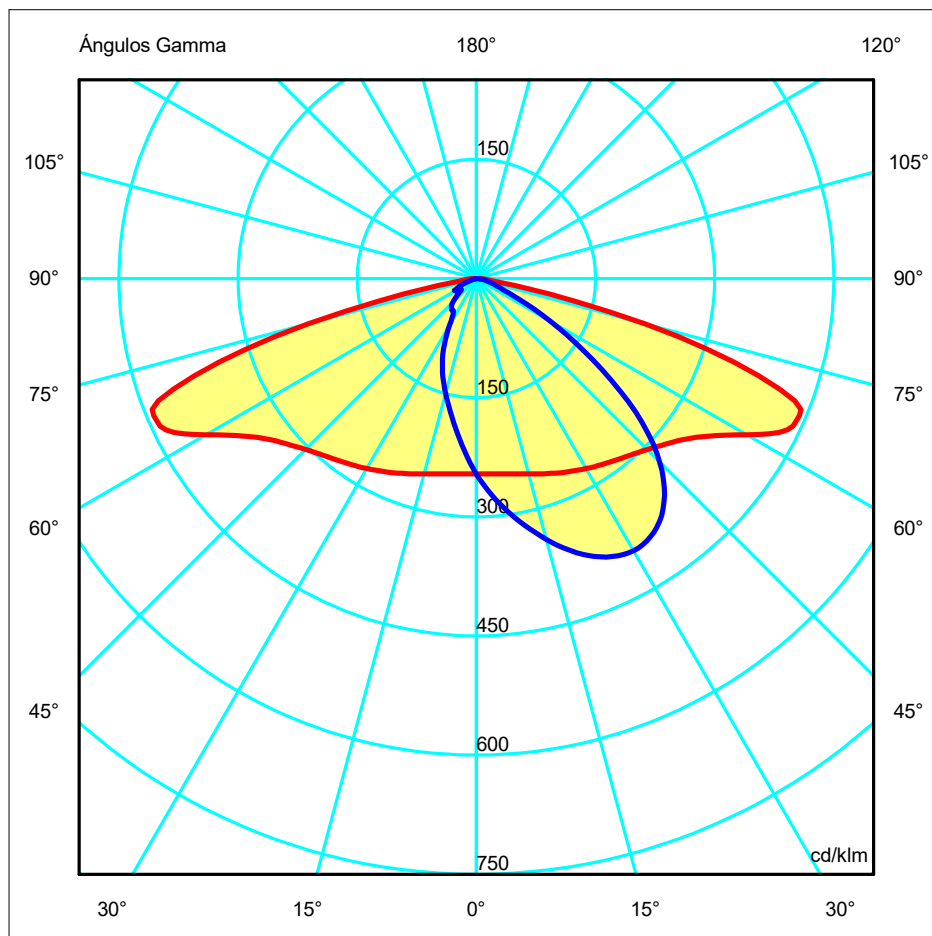
590mm x 280mm



Semiplanos C

180.0 — 0.0
270.0 — 90.0

ULOR 0.00 %
DLOR 100.00 %
RN 0.00 %



Luminaria

Código COM2-25W2S3-30K7-ffff-ggghh-i_jj-kk
Nombre Coanda Series Mini S2 - 25W 30K70 T2S3

Ensayo

Código Coanda Series Mini S2 25W COM2-25W2S3-30K7-ffff-ggghh-i_jj-kk 30K70 T2S3
Nombre Coanda Series Mini S2 - 25W 30K70 T2S3

Flujo Luminaria	3375.00 lm		Potencia luminaria		25.00 W		Eficencia		135.00 lm/W		Rendimiento		100.00%	
Flujo de Lámpara	3375.00 lm		Valor Máximo		441.49 cd/klm		Posición		C=0.00 G=67.00		CG Asimétrico			
Tabla de Intensidad Luminosa cd/klm														Tabla 1/6
	C 0.00	C 10.00	C 20.00	C 30.00	C 40.00	C 50.00	C 60.00	C 70.00	C 80.00	C 90.00	C 100.00	C 110.00	C 120.00	
G 0.0	246.01	246.01	246.01	246.01	246.01	246.01	246.01	246.01	246.01	246.01	246.01	246.01	246.01	246.01
G 1.0	246.01	247.24	248.43	249.48	250.51	251.37	252.09	252.53	253.04	252.96	253.04	252.53	252.09	252.09
G 2.0	246.06	248.47	250.79	252.98	254.83	256.68	257.85	259.06	259.41	259.81	259.41	259.06	257.85	257.85
G 3.0	246.25	249.85	253.31	256.40	259.24	261.68	263.56	265.12	266.08	266.38	266.08	265.12	263.56	263.56
G 4.0	246.57	251.29	255.81	259.98	263.61	266.93	269.34	271.41	272.46	272.99	272.46	271.41	269.34	269.34
G 5.0	246.81	252.72	258.35	263.49	268.00	272.05	275.05	277.56	278.76	279.41	278.76	277.56	275.05	275.05
G 6.0	247.16	254.16	260.82	266.93	272.17	276.99	280.45	283.53	284.93	285.76	284.93	283.53	280.45	280.45
G 7.0	247.66	255.74	263.40	270.47	276.57	282.08	286.01	289.52	291.00	292.00	291.00	289.52	286.01	286.01
G 8.0	248.21	257.36	266.04	273.99	280.90	287.02	291.31	295.24	296.84	297.85	296.84	295.24	291.31	291.31
G 9.0	248.81	259.08	268.80	277.55	285.32	292.01	296.82	300.92	303.02	303.87	303.02	300.92	296.82	296.82
G 10.0	249.55	260.89	271.58	281.20	289.55	297.02	302.22	306.75	308.93	309.99	308.93	306.75	302.22	302.22
G 11.0	250.44	262.81	274.55	284.95	293.79	301.83	307.68	312.41	314.95	315.98	314.95	312.41	307.68	307.68
G 12.0	251.23	264.77	277.49	288.77	298.26	306.67	313.08	318.10	320.79	321.96	320.79	318.10	313.08	313.08
G 13.0	252.15	266.84	280.40	292.57	302.70	311.59	318.29	323.88	326.55	328.02	326.55	323.88	318.29	318.29
G 14.0	253.26	269.00	283.60	296.25	307.27	316.59	323.60	329.51	332.51	333.80	332.51	329.51	323.60	323.60
G 15.0	254.48	271.32	286.81	300.20	311.64	321.69	328.81	335.31	338.15	339.96	338.15	335.31	328.81	328.81
G 16.0	255.65	273.49	290.01	303.99	316.02	326.56	333.98	340.84	343.83	345.64	343.83	340.84	333.98	333.98
G 17.0	256.97	275.79	293.12	307.96	320.49	331.40	339.19	346.32	349.35	351.32	349.35	346.32	339.19	339.19
G 18.0	258.38	278.17	296.31	311.88	324.89	336.23	344.31	351.71	354.68	356.74	354.68	351.71	344.31	344.31
G 19.0	259.79	280.62	299.60	315.78	329.28	340.92	349.26	356.87	359.79	361.91	359.79	356.87	349.26	349.26
G 20.0	261.13	283.08	302.83	319.69	333.61	345.52	354.10	361.72	364.78	366.97	364.78	361.72	354.10	354.10
G 21.0	262.53	285.45	305.88	323.51	337.72	349.99	358.54	366.42	369.30	371.69	369.30	366.42	358.54	358.54
G 22.0	264.18	287.81	309.10	327.21	341.87	354.36	362.93	370.79	373.87	376.12	373.87	370.79	362.93	362.93
G 23.0	265.82	290.50	312.20	330.96	345.86	358.73	367.00	374.99	377.67	380.11	377.67	374.99	367.00	367.00
G 24.0	267.25	293.12	315.67	334.68	350.02	362.79	370.99	378.82	381.24	383.51	381.24	378.82	370.99	370.99
G 25.0	268.67	295.67	319.04	338.32	353.99	366.68	374.66	382.20	384.25	386.61	384.25	382.20	374.66	374.66
G 26.0	269.99	298.12	322.21	342.12	357.96	370.48	377.94	385.07	386.87	389.29	386.87	385.07	377.94	377.94
G 27.0	271.30	300.48	325.52	345.97	361.72	374.20	380.85	387.63	389.19	391.72	389.19	387.63	380.85	380.85
G 28.0	272.87	302.84	328.60	349.82	365.39	377.69	383.48	389.83	390.97	393.58	390.97	389.83	383.48	383.48
G 29.0	274.40	305.34	331.67	353.40	369.09	380.87	385.80	391.57	392.22	394.79	392.22	391.57	385.80	385.80
G 30.0	276.05	307.91	334.91	356.91	372.53	383.83	387.88	392.94	393.07	395.44	393.07	392.94	387.88	387.88
G 31.0	277.71	310.71	338.29	360.33	376.08	386.73	389.65	393.90	393.36	395.67	393.36	393.90	389.65	389.65
G 32.0	279.16	313.56	341.73	363.77	379.47	389.37	391.05	394.49	393.06	395.07	393.06	394.49	391.05	391.05
G 33.0	280.63	316.12	345.21	367.36	382.49	391.67	392.21	394.49	391.97	393.75	391.97	394.49	392.21	392.21
G 34.0	282.21	318.82	348.62	371.03	385.49	393.61	393.04	393.81	390.17	391.78	390.17	393.81	393.04	393.04
G 35.0	283.73	321.53	352.09	374.39	388.12	395.21	393.59	392.43	387.76	389.39	387.76	392.43	393.59	393.59
G 36.0	285.36	324.33	355.69	377.73	390.58	396.71	393.67	390.09	384.92	386.43	384.92	390.09	393.67	393.67
G 37.0	287.07	327.18	359.25	380.76	392.96	397.79	392.75	387.28	381.43	382.85	381.43	387.28	392.75	392.75
G 38.0	288.85	330.17	362.68	383.88	395.13	398.68	390.25	384.03	377.17	378.45	377.17	384.03	390.25	390.25
G 39.0	290.71	333.17	366.08	386.99	397.17	399.07	387.37	380.25	372.27	373.27	372.27	380.25	387.37	387.37
G 40.0	292.62	336.52	369.59	390.09	398.80	398.66	384.35	375.91	366.58	367.34	366.58	375.91	384.35	384.35
G 41.0	294.65	339.88	373.23	392.89	399.94	397.32	381.07	370.99	360.07	360.69	360.07	370.99	381.07	381.07
G 42.0	296.72	343.27	376.84	395.31	400.63	395.48	377.46	365.55	352.91	353.40	352.91	365.55	377.46	377.46
G 43.0	298.95	346.89	380.33	397.43	401.11	393.35	373.41	358.98	344.84	345.08	344.84	358.98	373.41	373.41
G 44.0	301.36	350.54	383.69	399.32	401.22	391.00	368.63	351.88	336.09	336.31	336.09	351.88	368.63	368.63
G 45.0	304.20	354.57	386.87	401.07	400.92	388.06	362.73	343.84	326.12	325.90	326.12	343.84	362.73	362.73
G 46.0	307.12	358.73	389.85	402.61	400.16	384.81	356.16	334.86	315.48	315.01	315.48	334.86	356.16	356.16
G 47.0	310.25	362.88	392.73	403.87	399.07	380.98	348.59	324.95	303.97	303.11	303.97	324.95	348.59	348.59
G 48.0	313.47	367.27	395.62	404.59	397.61	376.48	340.38	314.32	291.39	290.64	291.39	314.32	340.38	340.38
G 49.0	316.92	371.75	398.30	404.85	395.69	371.06	331.10	302.28	278.06	276.49	278.06	302.28	331.10	331.10
G 50.0	320.66	376.29	400.79	404.99	393.24	364.52	320.65	289.38	262.87	261.55	262.87	289.38	320.65	320.65
G 51.0	324.78	381.15	402.87	404.80	390.07	356.98	309.72	275.11	247.56	245.40	247.56	275.11	309.72	309.72
G 52.0	329.40	385.91	404.97	404.45	386.11	348.64	296.65	259.36	230.97	229.03	230.97	259.36	296.65	296.65
G 53.0	334.55	390.89	406.99	403.76	381.50	339.35	282.25	242.14	213.73	212.01	213.73	242.14	282.25	282.25
G 54.0	340.33	395.74	408.83	402.62	376.09	328.65	265.24	224.17	196.73	195.52	196.73	224.17	265.24	265.24
G 55.0	346.99	400.88	410.31	400.89	369.68	315.82	246.17	204.92	179.89	179.44	179.89	204.92	246.17	246.17
G 56.0	354.20	405.83	411.43	398.80	362.42	301.03	225.89	186.07	163.97	164.06	163.97	186.07	225.89	225.89
G 57.0	362.72	410.84	412.19	396.01	353.72	283.63	203.17	168.12	148.60	149.27	148.60	168.12	203.17	203.17
G 58.0	371.92	416.01	412.63	392.55	343.44	262.99	180.67	150.76	133.59	134.59	133.59	150.76	180.67	180.67
G 59.0	382.07	420.68	412.36	388.56	331.21	239.43	159.96	134.79	119.52	120.92	119.52	134.79	159.96	159.96
G 60.0	393.25	424.95	411.47	383.50	316.18	212.30	141.18	119.88	106.15	107.50	106.15			

Luminaria

Código COM2-25W2S3-30K7-ffff-gghhh-i_jj-kk
Nombre Coanda Series Mini S2 - 25W 30K70 T2S3

Ensayo

Código Coanda Series Mini S2 25W COM2-25W2S3-30K7-ffff-gghhh-i_jj-kk 30K70 T2S3
Nombre Coanda Series Mini S2 - 25W 30K70 T2S3

Flujo Luminaria	3375.00 lm		Potencia luminaria		25.00 W		Eficiencia		135.00 lm/W		Rendimiento		100.00%	
Flujo de Lámpara	3375.00 lm		Valor Máximo		441.49 cd/klm		Posición		C=0.00 G=67.00		CG Asimétrico			
Tabla de Intensidad Luminosa cd/klm														Tabla 2/6
	C 130.00	C 140.00	C 150.00	C 160.00	C 170.00	C 180.00	C 190.00	C 200.00	C 210.00	C 220.00	C 230.00	C 240.00	C 250.00	
G 0.0	246.01	246.01	246.01	246.01	246.01	246.01	246.01	246.01	246.01	246.01	246.01	246.01	246.01	246.01
G 1.0	251.37	250.51	249.48	248.43	247.24	246.01	244.79	243.64	242.50	241.52	240.56	240.04	239.32	238.68
G 2.0	256.68	254.83	252.98	250.79	248.47	246.06	243.76	241.29	239.07	236.97	235.23	233.72	232.68	231.64
G 3.0	261.68	259.24	256.40	253.31	249.85	246.25	242.76	239.11	235.60	232.49	229.60	227.60	225.73	223.90
G 4.0	266.93	263.61	259.98	255.81	251.29	246.57	241.84	237.03	232.32	228.07	224.26	221.29	219.04	216.94
G 5.0	272.05	268.00	263.49	258.35	252.72	246.81	240.88	234.81	228.96	223.66	219.00	215.25	212.36	209.72
G 6.0	276.99	272.17	266.93	260.82	254.16	247.16	240.06	232.67	225.64	219.37	213.73	209.33	205.80	202.64
G 7.0	282.08	276.57	270.47	263.40	255.74	247.66	239.40	230.70	222.53	214.96	208.62	203.36	199.61	196.19
G 8.0	287.02	280.90	273.99	266.04	257.36	248.21	238.79	228.95	219.55	210.99	203.48	198.00	193.40	189.29
G 9.0	292.01	285.32	277.55	268.80	259.08	248.81	238.20	227.09	216.72	206.91	198.70	192.22	187.51	182.72
G 10.0	297.02	289.55	281.20	271.58	260.89	249.55	237.67	225.27	213.68	203.21	194.00	187.03	181.59	176.59
G 11.0	301.83	293.79	284.95	274.55	262.81	250.44	237.28	223.51	210.80	199.31	189.48	181.66	176.05	170.77
G 12.0	306.67	298.26	288.77	277.49	264.77	251.23	236.97	222.00	208.04	195.80	185.23	176.99	170.77	165.11
G 13.0	311.59	302.70	292.57	280.40	266.84	252.15	236.62	220.51	205.48	192.09	180.98	172.05	165.65	159.33
G 14.0	316.59	307.27	296.25	283.60	269.00	253.26	236.47	219.07	203.06	188.84	176.95	167.72	160.71	154.40
G 15.0	321.69	311.64	300.20	286.81	271.32	254.48	236.41	217.70	200.69	185.53	173.12	163.08	155.93	149.62
G 16.0	326.56	316.02	303.99	290.01	273.49	255.65	236.47	216.47	198.37	182.67	169.49	159.00	151.26	144.95
G 17.0	331.40	320.49	307.96	293.12	275.79	256.97	236.56	215.27	196.15	179.76	166.01	154.73	146.75	139.77
G 18.0	336.23	324.89	311.88	296.31	278.17	258.38	236.72	214.16	194.08	176.99	162.60	150.73	142.27	135.30
G 19.0	340.92	329.28	315.78	299.60	280.62	259.79	236.85	213.15	192.16	174.28	159.34	146.71	137.86	131.00
G 20.0	345.52	333.61	319.69	302.83	283.08	261.13	237.10	212.23	190.31	171.64	156.07	142.80	133.36	126.50
G 21.0	349.99	337.72	323.51	305.88	285.45	262.53	237.48	211.43	188.60	169.30	152.91	139.05	128.79	122.03
G 22.0	354.36	341.87	327.21	309.10	287.81	264.18	237.94	210.59	187.00	166.95	149.78	135.10	124.09	117.33
G 23.0	358.73	345.86	330.96	312.20	290.50	265.82	238.28	209.78	185.32	164.80	146.71	131.17	119.16	112.40
G 24.0	362.79	350.02	334.68	315.67	293.12	267.25	238.60	208.91	183.82	162.48	143.59	126.75	114.13	107.37
G 25.0	366.68	353.99	338.32	319.04	295.67	268.67	238.79	208.07	182.27	160.32	140.32	122.49	109.08	102.32
G 26.0	370.48	357.96	342.12	322.21	298.12	269.99	238.95	207.28	180.87	158.09	136.86	118.02	103.81	97.05
G 27.0	374.20	361.72	345.97	325.52	300.48	271.30	239.23	206.46	179.53	156.01	133.31	113.39	98.38	91.62
G 28.0	377.69	365.39	349.82	328.60	302.84	272.87	239.51	205.61	178.20	153.92	129.53	108.67	92.76	86.00
G 29.0	380.87	369.09	353.40	331.67	305.34	274.40	239.94	204.92	176.91	151.67	125.75	103.80	87.16	80.40
G 30.0	383.83	372.53	356.91	334.91	307.91	276.05	240.38	204.32	175.69	149.29	121.88	99.03	81.60	74.84
G 31.0	386.73	376.08	360.33	338.29	310.71	277.71	240.59	203.65	174.53	146.83	117.97	94.26	75.95	69.19
G 32.0	389.37	379.47	363.77	341.73	313.56	279.16	240.68	202.83	173.29	144.22	114.03	89.35	70.63	63.87
G 33.0	391.67	382.49	367.36	345.21	316.12	280.63	240.79	201.95	172.15	141.49	110.07	84.47	65.78	59.02
G 34.0	393.61	385.49	371.03	348.62	318.82	282.21	241.03	201.05	171.00	138.65	106.09	79.81	61.65	54.86
G 35.0	395.21	388.12	374.39	352.09	321.53	283.73	241.33	200.28	169.90	135.77	102.23	74.26	58.33	52.10
G 36.0	396.71	390.58	377.73	355.69	324.33	285.36	241.55	199.64	168.79	132.81	98.17	68.73	55.59	48.83
G 37.0	397.79	392.96	380.76	359.25	327.18	287.07	241.71	199.06	167.61	129.80	94.20	64.98	53.41	46.57
G 38.0	398.68	395.13	383.88	362.68	330.17	288.85	242.01	198.39	166.36	126.71	90.27	61.80	51.38	44.32
G 39.0	399.07	397.17	386.99	366.08	333.17	290.71	242.28	197.83	164.98	123.71	86.55	58.84	49.67	42.07
G 40.0	398.66	398.80	390.09	369.59	336.52	292.62	242.63	197.36	163.32	120.84	82.84	56.27	47.68	40.82
G 41.0	397.32	399.94	392.89	373.23	339.88	294.65	243.07	196.87	161.53	117.90	79.44	53.64	45.53	39.57
G 42.0	395.48	400.63	395.31	376.84	343.27	296.72	243.50	196.63	159.81	115.03	76.27	50.98	43.88	38.32
G 43.0	393.35	401.11	397.43	380.33	346.89	298.95	243.99	196.51	157.95	112.04	73.15	47.96	42.14	37.07
G 44.0	391.00	401.22	399.32	383.69	350.54	301.36	244.63	196.39	156.04	109.21	70.13	45.06	39.64	35.82
G 45.0	388.06	400.92	401.07	386.87	354.57	304.20	245.56	196.24	154.12	106.21	67.16	42.08	38.11	34.57
G 46.0	384.81	400.16	402.61	389.85	358.73	307.12	246.75	196.07	151.99	103.31	64.02	38.83	36.12	33.32
G 47.0	380.98	399.07	403.87	392.73	362.88	310.25	247.96	195.95	149.95	100.28	61.00	35.88	34.01	32.07
G 48.0	376.48	397.61	404.59	395.62	367.27	313.47	249.29	195.79	147.90	97.48	57.68	33.29	32.20	30.82
G 49.0	371.06	395.69	404.85	398.30	371.75	316.92	250.92	195.61	145.80	94.58	54.07	30.61	30.32	29.57
G 50.0	364.52	393.24	404.99	400.79	376.29	320.66	252.68	195.50	143.71	92.04	50.33	28.35	28.48	28.32
G 51.0	356.98	390.07	404.80	402.87	381.15	324.78	254.76	195.44	141.67	89.46	47.16	26.28	26.59	27.07
G 52.0	348.64	386.11	404.45	404.97	385.91	329.40	256.90	195.53	139.67	87.32	43.73	24.69	24.79	25.82
G 53.0	339.35	381.50	403.76	406.99	390.89	334.55	259.15	195.76	137.85	85.18	40.24	23.21	23.23	24.57
G 54.0	328.65	376.09	402.62	408.83	395.74	340.33	261.62	196.12	136.17	83.28	37.05	22.06	21.93	23.32
G 55.0	315.82	369.68	400.89	410.31	400.88	346.99	264.78	196.83	134.68	81.28	34.12	21.00	21.16	22.07
G 56.0	301.03	362.42	398.80	411.43	405.83	354.20	268.68	198.18	133.22	78.79	31.29	20.21	20.95	20.82
G 57.0	283.63	353.72	396.01	412.19	410.84	362.72	273.80	200.50	132.13	76.28	28.57	19.63	21.23	20.57
G 58.0	262.99	343.44	392.55	412.63	416.01	371.92	279.98	203.98	132.27	74.60	26.67	19.34	22.15	20.32
G 59.0	239.43	331.21	388.56	412.36	420.68	382.07	287.79	209.91	134.84	73.08	24.98	19.36	23.44	20.09
G 60.0	212.30	316.18	383.50	411.47	424.95	393.25	296.97	219.33	140.72	71.77	23.59	19.66	24.92	19.84
G 61.0	183.42	297.56	377.15	409.82	428.56	404.73	307.08	230.49	148.50	70.74	22.55	20.26	26.35	19.6

Luminaria

Código COM2-25W2S3-30K7-ffff-gghhh-i_jj-kk
Nombre Coanda Series Mini S2 - 25W 30K70 T2S3

Ensayo

Código Coanda Series Mini S2 25W COM2-25W2S3-30K7-ffff-gghhh-i_jj-kk 30K70 T2S3
Nombre Coanda Series Mini S2 - 25W 30K70 T2S3

Flujo Luminaria	3375.00 lm	Potencia luminaria	25.00 W	Eficiencia	135.00 lm/W	Rendimiento	100.00%
Flujo de Lámpara	3375.00 lm	Valor Máximo	441.49 cd/klm	Posición	C=0.00 G=67.00	CG	Asimétrico

Tabla de Intensidad Luminosa cd/klm Tabla 3/6

	C 260.00	C 270.00	C 280.00	C 290.00	C 300.00	C 310.00	C 320.00	C 330.00	C 340.00	C 350.00
G 0.0	246.01	246.01	246.01	246.01	246.01	246.01	246.01	246.01	246.01	246.01
G 1.0	239.29	238.87	239.29	239.32	240.04	240.56	241.52	242.50	243.64	244.79
G 2.0	232.14	231.78	232.14	232.68	233.72	235.23	236.97	239.07	241.29	243.76
G 3.0	225.00	224.43	225.00	225.73	227.60	229.60	232.49	235.60	239.11	242.76
G 4.0	218.14	217.39	218.14	219.04	221.29	224.26	228.07	232.32	237.03	241.84
G 5.0	210.84	210.27	210.84	212.36	215.25	219.00	223.66	228.96	234.81	240.88
G 6.0	204.28	203.24	204.28	205.80	209.33	213.73	219.37	225.64	232.67	240.06
G 7.0	197.43	196.65	197.43	199.61	203.36	208.62	214.96	222.53	230.70	239.40
G 8.0	191.29	189.93	191.29	193.40	198.00	203.48	210.99	219.55	228.95	238.79
G 9.0	184.73	183.44	184.73	187.51	192.22	198.70	206.91	216.72	227.09	238.20
G 10.0	178.78	177.13	178.78	181.59	187.03	194.00	203.21	213.68	225.27	237.67
G 11.0	172.79	171.24	172.79	176.05	181.66	189.48	199.31	210.80	223.51	237.28
G 12.0	167.43	165.70	167.43	170.77	176.99	185.23	195.80	208.04	222.00	236.97
G 13.0	161.93	160.31	161.93	165.65	172.05	180.98	192.09	205.48	220.51	236.62
G 14.0	156.92	154.98	156.92	160.71	167.72	176.95	188.84	203.06	219.07	236.47
G 15.0	151.57	149.80	151.57	155.93	163.08	173.12	185.53	200.69	217.70	236.41
G 16.0	146.73	144.85	146.73	151.26	159.00	169.49	182.67	198.37	216.47	236.47
G 17.0	141.89	140.05	141.89	146.75	154.73	166.01	179.76	196.15	215.27	236.56
G 18.0	137.26	135.31	137.26	142.27	150.73	162.60	176.99	194.08	214.16	236.72
G 19.0	132.55	130.55	132.55	137.86	146.71	159.34	174.28	192.16	213.15	236.85
G 20.0	127.67	125.46	127.67	133.36	142.80	156.07	171.64	190.31	212.23	237.10
G 21.0	122.80	120.27	122.80	128.79	139.05	152.91	169.30	188.60	211.43	237.48
G 22.0	117.64	115.10	117.64	124.09	135.10	149.78	166.95	187.00	210.59	237.94
G 23.0	112.69	109.83	112.69	119.16	131.17	146.71	164.80	185.32	209.78	238.28
G 24.0	107.21	104.32	107.21	114.13	126.75	143.59	162.48	183.82	208.91	238.60
G 25.0	101.79	98.49	101.79	109.08	122.49	140.32	160.32	182.27	208.07	238.79
G 26.0	96.01	92.60	96.01	103.81	118.02	136.86	158.09	180.87	207.28	238.95
G 27.0	90.12	86.59	90.12	98.38	113.39	133.31	156.01	179.53	206.46	239.23
G 28.0	84.17	80.23	84.17	92.76	108.67	129.53	153.92	178.20	205.61	239.51
G 29.0	77.50	74.07	77.50	87.16	103.80	125.75	151.67	176.91	204.92	239.94
G 30.0	70.26	67.91	70.26	81.60	99.03	121.88	149.29	175.69	204.32	240.38
G 31.0	64.04	62.25	64.04	75.95	94.26	117.97	146.83	174.53	203.65	240.59
G 32.0	59.06	57.84	59.06	70.63	89.35	114.03	144.22	173.29	202.83	240.68
G 33.0	55.16	54.45	55.16	65.78	84.47	110.07	141.49	172.15	201.95	240.79
G 34.0	52.33	52.17	52.33	61.65	79.81	106.09	138.65	171.00	201.05	241.03
G 35.0	50.12	50.62	50.12	58.33	74.26	102.23	135.77	169.90	200.28	241.33
G 36.0	48.47	49.64	48.47	55.59	68.73	98.17	132.81	168.79	199.64	241.55
G 37.0	47.45	49.65	47.45	53.41	64.98	94.20	129.80	167.61	199.06	241.71
G 38.0	47.19	50.39	47.19	51.38	61.80	90.27	126.71	166.36	198.39	242.01
G 39.0	46.65	50.20	46.65	49.67	58.84	86.55	123.71	164.98	197.83	242.28
G 40.0	44.85	48.68	44.85	47.68	56.27	82.84	120.84	163.32	197.36	242.63
G 41.0	44.33	48.03	44.33	45.53	53.64	79.44	117.90	161.53	196.87	243.07
G 42.0	43.58	47.09	43.58	43.88	50.98	76.27	115.03	159.81	196.63	243.50
G 43.0	42.36	45.61	42.36	42.14	47.96	73.15	112.04	157.95	196.51	243.99
G 44.0	41.03	44.20	41.03	39.64	45.06	70.13	109.21	156.04	196.39	244.63
G 45.0	39.53	42.47	39.53	38.11	42.08	67.16	106.21	154.12	196.24	245.56
G 46.0	37.76	40.17	37.76	36.12	38.83	64.02	103.31	151.99	196.07	246.75
G 47.0	35.80	37.26	35.80	34.01	35.88	61.00	100.28	149.95	195.95	247.96
G 48.0	33.92	34.34	33.92	32.20	33.29	57.68	97.48	147.90	195.79	249.29
G 49.0	31.80	32.14	31.80	30.32	30.61	54.07	94.58	145.80	195.61	250.92
G 50.0	29.69	30.12	29.69	28.48	28.35	50.33	92.04	143.71	195.50	252.68
G 51.0	27.67	28.10	27.67	26.59	26.28	47.16	89.46	141.67	195.44	254.76
G 52.0	25.96	26.24	25.96	24.79	24.69	43.73	87.32	139.67	195.53	256.90
G 53.0	24.30	24.64	24.30	23.23	23.21	40.24	85.18	137.85	195.76	259.15
G 54.0	23.21	23.64	23.21	21.93	22.06	37.05	83.28	136.17	196.12	261.62
G 55.0	22.76	23.40	22.76	21.16	21.00	34.12	81.28	134.68	196.83	264.78
G 56.0	23.24	23.86	23.24	20.95	20.21	31.29	78.79	133.22	198.18	268.68
G 57.0	24.44	25.07	24.44	21.23	19.63	28.57	76.28	132.13	200.50	273.80
G 58.0	26.03	26.73	26.03	22.15	19.34	26.67	74.60	132.27	203.98	279.98
G 59.0	27.93	28.51	27.93	23.44	19.36	24.98	73.08	134.84	209.91	287.79
G 60.0	29.72	30.17	29.72	24.92	19.66	23.59	71.77	140.72	219.33	296.97
G 61.0	31.06	31.32	31.06	26.35	20.26	22.55	70.74	148.50	230.49	307.08
G 62.0	31.79	31.94	31.79	27.59	21.11	21.82	70.17	155.67	241.36	317.40
G 63.0	30.64	28.81	30.64	28.50	21.96	21.44	70.05	165.32	251.39	325.81
G 64.0	28.90	26.55	28.90	27.96	22.79	21.37	70.67	177.03	259.65	329.16
G 65.0	27.31	25.20	27.31	27.96	23.48	21.50	71.94	185.51	264.69	329.07
G 66.0	26.01	23.73	26.01	27.56	23.91	21.77	73.55	189.54	264.62	329.89
G 67.0	24.56	21.89	24.56	26.76	24.07	22.14	75.05	188.08	258.52	328.42
G 68.0	22.63	19.85	22.63	25.60	23.91	22.65	75.41	182.12	245.40	324.47
G 69.0	19.37	15.82	19.37	24.28	23.45	22.88	73.96	172.44	227.68	309.76
G 70.0	17.65	13.80	17.65	22.79	22.77	22.86	70.92	158.52	208.91	283.10
G 71.0	16.09	11.85	16.09	21.22	21.93	22.37	66.75	142.06	189.43	256.57
G 72.0	14.11	9.24	14.11	19.95	21.00	21.65	61.61	125.40	169.96	234.64

Luminaria

Código COM2-25W2S3-30K7-ffff-gghhh-i_jj-kk
Nombre Coanda Series Mini S2 - 25W 30K70 T2S3

Ensayo

Código Coanda Series Mini S2 25W COM2-25W2S3-30K7-ffff-gghhh-i_jj-kk 30K70 T2S3
Nombre Coanda Series Mini S2 - 25W 30K70 T2S3

Flujo Luminaria	3375.00 lm	Potencia luminaria	25.00 W	Eficiencia	135.00 lm/W	Rendimiento	100.00%
Flujo de Lámpara	3375.00 lm	Valor Máximo	441.49 cd/klm	Posición	C=0.00 G=67.00	CG	Asimétrico

Tabla de Intensidad Luminosa cd/klm Tabla 4/6

	C 0.00	C 10.00	C 20.00	C 30.00	C 40.00	C 50.00	C 60.00	C 70.00	C 80.00	C 90.00	C 100.00	C 110.00	C 120.00
G 73.0	304.17	295.76	256.38	103.20	57.24	44.25	32.28	25.52	21.84	20.73	21.84	25.52	32.28
G 74.0	265.22	259.91	214.07	77.40	53.08	40.75	29.56	23.23	19.81	18.76	19.81	23.23	29.56
G 75.0	219.34	224.67	173.98	64.77	49.42	37.37	27.06	21.13	17.95	16.91	17.95	21.13	27.06
G 76.0	171.49	184.88	141.74	52.11	45.12	34.16	24.62	19.22	16.19	15.23	16.19	19.22	24.62
G 77.0	128.71	148.56	111.38	46.76	40.73	31.09	22.36	17.47	14.59	13.71	14.59	17.47	22.36
G 78.0	93.69	111.33	75.88	41.97	36.42	28.07	20.21	15.83	13.08	12.23	13.08	15.83	20.21
G 79.0	66.60	79.25	47.81	36.73	32.53	25.08	18.22	14.32	11.68	10.88	11.68	14.32	18.22
G 80.0	48.00	56.61	33.96	31.32	28.28	22.23	16.36	12.85	10.35	9.60	10.35	12.85	16.36
G 81.0	29.93	34.36	28.28	26.39	24.80	19.63	14.60	11.40	9.13	8.40	9.13	11.40	14.60
G 82.0	22.29	26.03	22.85	22.55	21.39	17.30	12.95	10.04	8.05	7.33	8.05	10.04	12.95
G 83.0	17.96	21.61	19.86	19.50	18.39	15.16	11.39	8.79	7.04	6.31	7.04	8.79	11.39
G 84.0	15.32	18.76	17.41	16.91	15.82	13.18	9.95	7.61	6.08	5.36	6.08	7.61	9.95
G 85.0	13.30	16.44	15.35	14.59	13.51	11.38	8.60	6.51	5.15	4.44	5.15	6.51	8.60
G 86.0	11.60	14.43	13.56	12.59	11.47	9.72	7.36	5.51	4.27	3.54	4.27	5.51	7.36
G 87.0	10.07	12.57	11.96	10.91	9.59	8.12	6.23	4.60	3.41	2.69	3.41	4.60	6.23
G 88.0	8.79	10.82	10.45	9.40	7.99	6.60	5.16	3.74	2.60	1.92	2.60	3.74	5.16
G 89.0	7.53	9.26	8.81	7.96	6.55	5.28	4.09	2.89	1.83	1.19	1.83	2.89	4.09
G 90.0	6.02	7.51	7.20	6.49	5.15	4.11	3.19	2.05	1.13	0.40	1.13	2.05	3.19

Luminaria

Código COM2-25W2S3-30K7-ffff-gghhh-i_jj-kk
 Nombre Coanda Series Mini S2 - 25W 30K70 T2S3

Ensayo

Código Coanda Series Mini S2 25W COM2-25W2S3-30K7-ffff-gghhh-i_jj-kk 30K70 T2S3
 Nombre Coanda Series Mini S2 - 25W 30K70 T2S3

Flujo Luminaria	3375.00 lm	Potencia luminaria	25.00 W	Eficiencia	135.00 lm/W	Rendimiento	100.00%
Flujo de Lámpara	3375.00 lm	Valor Máximo	441.49 cd/klm	Posición	C=0.00 G=67.00	CG	Asimétrico

Tabla de Intensidad Luminosa cd/klm Tabla 5/6

	C 130.00	C 140.00	C 150.00	C 160.00	C 170.00	C 180.00	C 190.00	C 200.00	C 210.00	C 220.00	C 230.00	C 240.00	C 250.00
G 73.0	44.25	57.24	103.20	256.38	295.76	304.17	213.21	149.65	110.09	54.61	20.84	20.01	18.86
G 74.0	40.75	53.08	77.40	214.07	259.91	265.22	187.87	130.99	96.96	48.88	19.97	19.05	17.89
G 75.0	37.37	49.42	64.77	173.98	224.67	219.34	156.27	113.37	85.29	42.66	19.04	18.15	16.93
G 76.0	34.16	45.12	52.11	141.74	184.88	171.49	121.01	96.05	74.96	36.32	18.02	17.28	15.96
G 77.0	31.09	40.73	46.76	111.38	148.56	128.71	91.66	80.78	65.90	30.76	16.97	16.47	14.97
G 78.0	28.07	36.42	41.97	75.88	111.33	93.69	68.15	66.44	57.30	26.02	15.95	15.69	13.95
G 79.0	25.08	32.53	36.73	47.81	79.25	66.60	50.41	53.21	48.60	22.05	14.89	14.95	12.87
G 80.0	22.23	28.28	31.32	33.96	56.61	48.00	37.49	40.93	40.88	18.70	13.84	14.19	11.77
G 81.0	19.63	24.80	26.39	28.28	34.36	29.93	29.34	32.19	33.88	15.80	12.73	13.32	10.70
G 82.0	17.30	21.39	22.55	22.85	26.03	22.29	23.28	25.23	27.54	13.29	11.62	12.30	9.59
G 83.0	15.16	18.39	19.50	19.86	21.61	17.96	17.41	20.04	21.39	11.28	10.37	11.11	8.52
G 84.0	13.18	15.82	16.91	17.41	18.76	15.32	13.48	16.30	17.10	9.72	9.13	9.85	7.49
G 85.0	11.38	13.51	14.59	15.35	16.44	13.30	10.79	13.27	13.79	8.42	7.94	8.52	6.47
G 86.0	9.72	11.47	12.59	13.56	14.43	11.60	9.10	10.76	11.22	7.32	6.85	7.19	5.48
G 87.0	8.12	9.59	10.91	11.96	12.57	10.07	7.88	8.67	9.17	6.37	5.80	5.94	4.58
G 88.0	6.60	7.99	9.40	10.45	10.82	8.79	6.88	7.12	7.55	5.48	4.76	4.93	3.77
G 89.0	5.28	6.55	7.96	8.81	9.26	7.53	5.79	5.76	6.19	4.57	4.07	4.09	3.05
G 90.0	4.11	5.15	6.49	7.20	7.51	6.02	4.48	4.43	4.96	3.86	3.39	3.30	2.38

Luminaria

Código COM2-25W2S3-30K7-ffff-gghhh-i_jj-kk
Nombre Coanda Series Mini S2 - 25W 30K70 T2S3

Ensayo

Código Coanda Series Mini S2 25W COM2-25W2S3-30K7-ffff-gghhh-i_jj-kk 30K70 T2S3
Nombre Coanda Series Mini S2 - 25W 30K70 T2S3

Flujo Luminaria	3375.00 lm	Potencia luminaria	25.00 W	Eficiencia	135.00 lm/W	Rendimiento	100.00%
Flujo de Lámpara	3375.00 lm	Valor Máximo	441.49 cd/klm	Posición	C=0.00 G=67.00	CG	Asimétrico

Tabla de Intensidad Luminosa cd/klm Tabla 6/6

	C 260.00	C 270.00	C 280.00	C 290.00	C 300.00	C 310.00	C 320.00	C 330.00	C 340.00	C 350.00
G 73.0	12.83	7.68	12.83	18.86	20.01	20.84	54.61	110.09	149.65	213.21
G 74.0	11.72	6.36	11.72	17.89	19.05	19.97	48.88	96.96	130.99	187.87
G 75.0	10.37	4.33	10.37	16.93	18.15	19.04	42.66	85.29	113.37	156.27
G 76.0	9.59	3.70	9.59	15.96	17.28	18.02	36.32	74.96	96.05	121.01
G 77.0	8.86	3.21	8.86	14.97	16.47	16.97	30.76	65.90	80.78	91.66
G 78.0	8.09	2.75	8.09	13.95	15.69	15.95	26.02	57.30	66.44	68.15
G 79.0	7.28	2.33	7.28	12.87	14.95	14.89	22.05	48.60	53.21	50.41
G 80.0	6.49	1.95	6.49	11.77	14.19	13.84	18.70	40.88	40.93	37.49
G 81.0	5.76	1.59	5.76	10.70	13.32	12.73	15.80	33.88	32.19	29.34
G 82.0	5.05	1.29	5.05	9.59	12.30	11.62	13.29	27.54	25.23	23.28
G 83.0	4.44	1.04	4.44	8.52	11.11	10.37	11.28	21.39	20.04	17.41
G 84.0	3.95	0.84	3.95	7.49	9.85	9.13	9.72	17.10	16.30	13.48
G 85.0	3.47	0.65	3.47	6.47	8.52	7.94	8.42	13.79	13.27	10.79
G 86.0	2.97	0.47	2.97	5.48	7.19	6.85	7.32	11.22	10.76	9.10
G 87.0	2.47	0.31	2.47	4.58	5.94	5.80	6.37	9.17	8.67	7.88
G 88.0	1.93	0.12	1.93	3.77	4.93	4.76	5.48	7.55	7.12	6.88
G 89.0	1.53	0.00	1.53	3.05	4.09	4.07	4.57	6.19	5.76	5.79
G 90.0	1.13	0.00	1.13	2.38	3.30	3.39	3.86	4.96	4.43	4.48

Luminaria

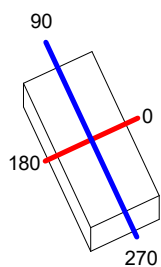
Código COM2-25W2S3-30K7-ffff-gghhh-i_jj-kk
Nombre Coanda Series Mini S2 - 25W 30K70 T2S3

Ensayo

Código Coanda Series Mini S2 25W COM2-25W2S3-30K7-ffff-gghhh-i_jj-kk 30K70 T2S3
Nombre Coanda Series Mini S2 - 25W 30K70 T2S3

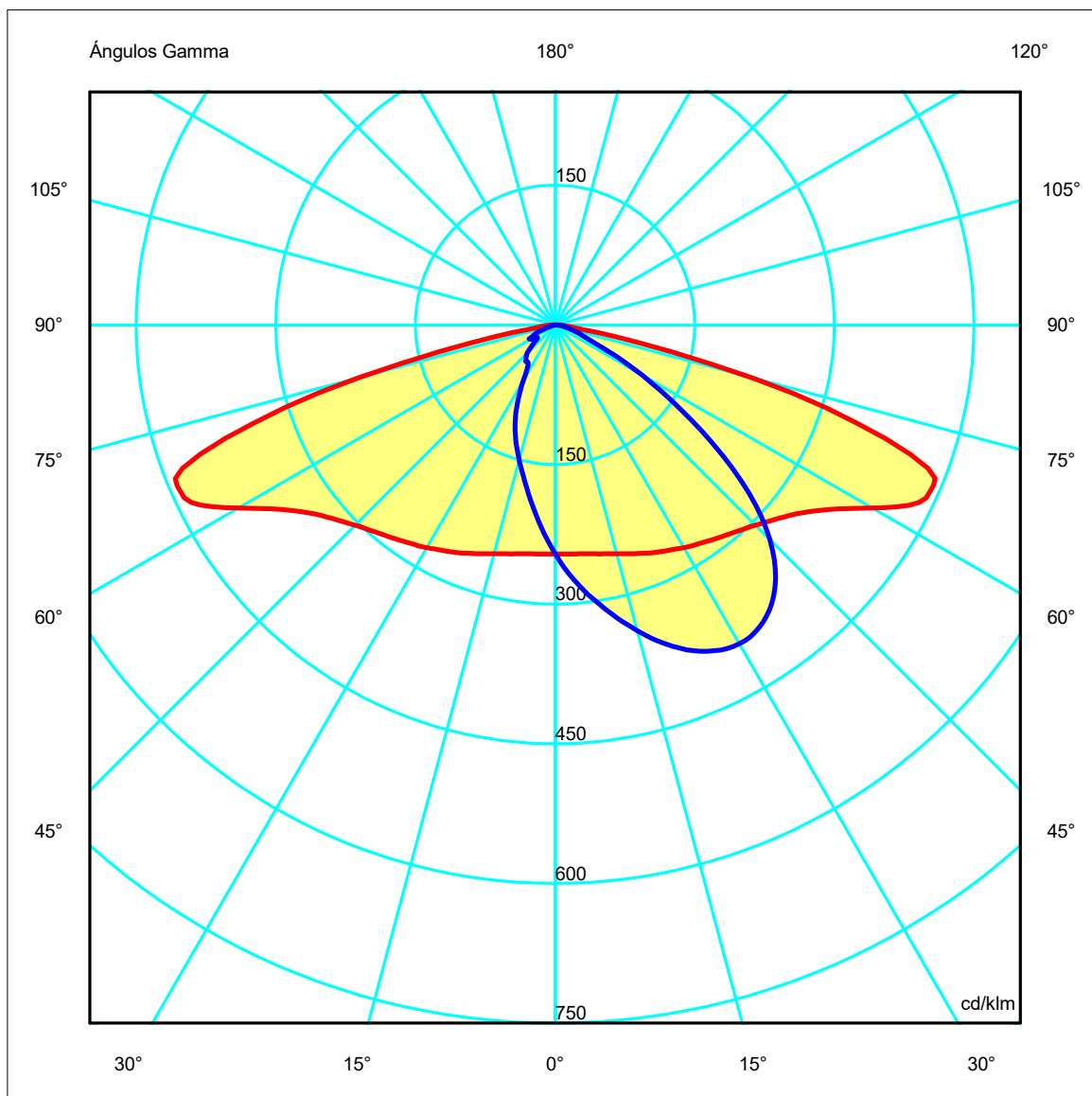
Flujo Luminaria	3375.00 lm	Potencia luminaria	25.00 W	Eficiencia	135.00 lm/W	Rendimiento	100.00%
Flujo de Lámpara	3375.00 lm	Valor Máximo	441.49 cd/klm	Posición	C=0.00 G=67.00	CG	Asimétrico

590mm x 280mm



Semiplanos C

180.0 — 0.0
270.0 — 90.0



Luminaria

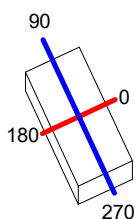
Código COM2-25W2S3-30K7-ffff-gghhh-i_jj-kk
Nombre Coanda Series Mini S2 - 25W 30K70 T2S3

Ensayo

Código Coanda Series Mini S2 25W COM2-25W2S3-30K7-ffff-gghhh-i_jj-kk 30K70 T2S3
Nombre Coanda Series Mini S2 - 25W 30K70 T2S3

Flujo Luminaria	3375.00 lm	Potencia luminaria	25.00 W	Eficiencia	135.00 lm/W	Rendimiento	100.00%
Flujo de Lámpara	3375.00 lm	Valor Máximo	441.49 cd/klm	Posición	C=0.00 G=67.00	CG	Asimétrico

590mm x 280mm



Semiplanos C

180.0 — 0.0
270.0 — 90.0



Luminaria

Código COM2-25W2S3-30K7-ffff-gghhh-i_jj-kk
Nombre Coanda Series Mini S2 - 25W 30K70 T2S3

Ensayo

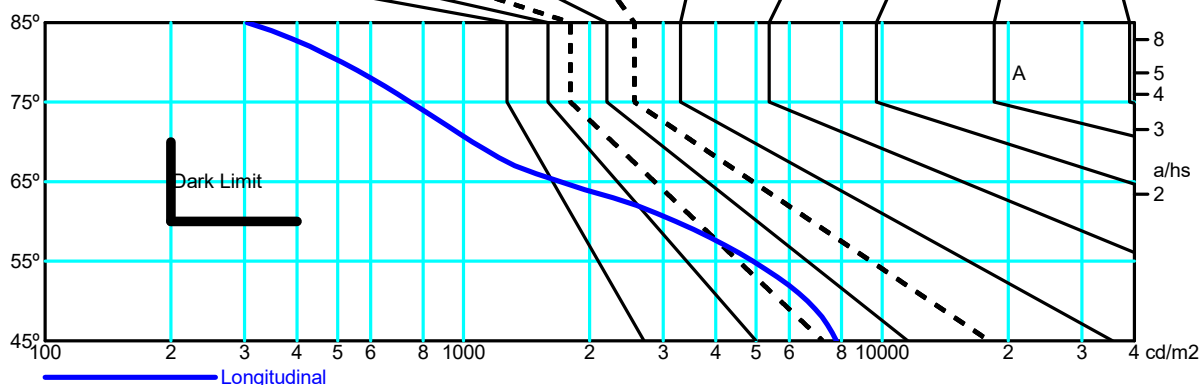
Código Coanda Series Mini S2 25W COM2-25W2S3-30K7-ffff-gghhh-i_jj-kk 30K70 T2S3
Nombre Coanda Series Mini S2 - 25W 30K70 T2S3

Flujo Luminaria	3375.00 lm	Potencia luminaria	25.00 W	Eficiencia	135.00 lm/W	Rendimiento	100.00%
Flujo de Lámpara	3375.00 lm	Valor Máximo	441.49 cd/klm	Posición	C=0.00 G=67.00	CG	Asimétrico

	45°	50°	55°	60°	65°	70°	75°	80°	85°	
0.0°	6076	6652	7547	9061	10857	10890	6494	1599	511	---
90.0°	7770	6637	4907	3213	1704	1049	745	513	304	---

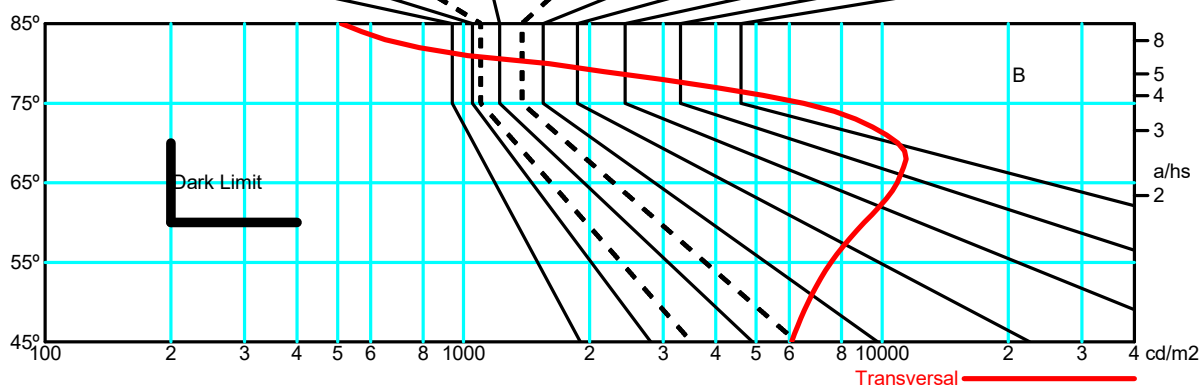
Flujo montado o vista longitudinal

		Iluminancia (lx)										
A	A	2000	1000	750	500	<300						1.15
B	1		2000	1500	1000	750	500	<300				1.5
C					2000		1000	500	<300			1.85
D	2						2000	1000	500	<300		2.2
E	3							2000	1000	500	<300	2.55



Flujo montado o vista transversal

		Iluminancia (lx)										
A	A	2000	1000	750	500	<300						1.15
B	1		2000	1500	1000	750	500	<300				1.5
C					2000		1000	500	<300			1.85
D	2						2000	1000	500	<300		2.2
E	3							2000	1000	500	<300	2.55



Luminaria

Código COM2-25W2S3-30K7-ffff-gghhh-i_jj-kk
Nombre Coanda Series Mini S2 - 25W 30K70 T2S3

Ensayo

Código Coanda Series Mini S2 25W COM2-25W2S3-30K7-ffff-gghhh-i_jj-kk 30K70 T2S3
Nombre Coanda Series Mini S2 - 25W 30K70 T2S3

Flujo Luminaria	3375.00 lm	Potencia luminaria	25.00 W	Eficiencia	135.00 lm/W	Rendimiento	100.00%
Flujo de Lámpara	3375.00 lm	Valor Máximo	441.49 cd/klm	Posición	C=0.00 G=67.00	CG	Asimétrico

Flujo Total=3375.00 Flujo Luminaria=3375.00

RI	0.60	0.80	1.00	1.25	1.50	2.00	2.50	3.00	4.00	5.00	10.00	20.00
DRR	0.25	0.34	0.41	0.49	0.55	0.64	0.71	0.75	0.81	0.85	0.93	0.97
RC	6	6	6	6	6	6	6	6	5	5	5	4

Flujo Zonal por 1000 Lúmenes

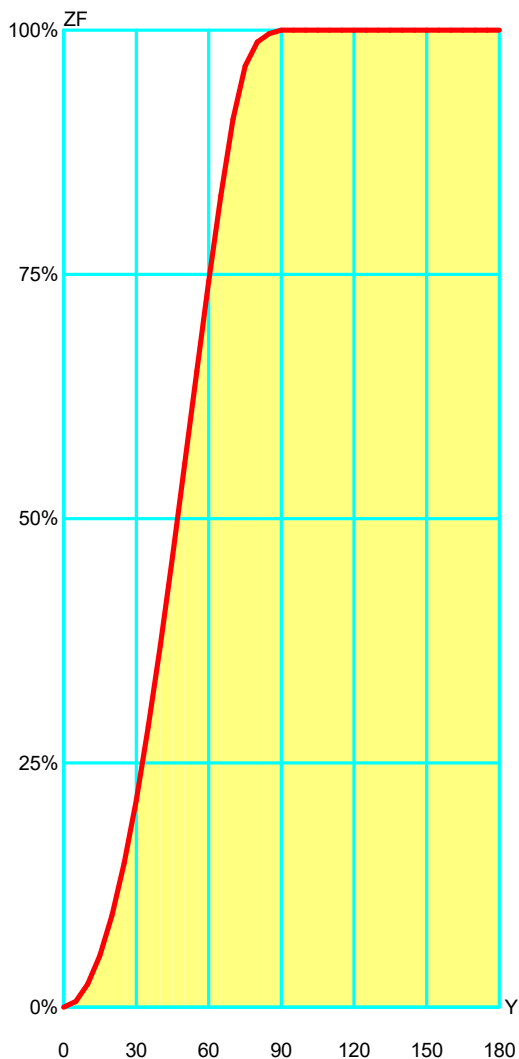
Y°	10	20	30	40	50	60	70	80	90	100	110	120	130	140	150	160	170	180
ZF(Y)	23	94	212	370	556	743	909	988	1000	1000	1000	1000	1000	1000	1000	1000	1000	1000

Códigos de Flujo C.I.E.

39 74 96 100 100

C.I.E. 6/6/6/6/6/6/6/5/5/4
D DIN 5040 A20
F UTE 1.00 E
B NBN BZ 5
RN 0.00000 %
BLF 1.0

LOR 100.00000 %
ULOR 0.00000 %
DLOR 100.00000 %
UFF 0.00000 %
DFF 100.00000 %
FFR 0.00000 %



Flujo Zonal				
Gamma °	Flujo	Suma lm	Flujo [%]	Suma [%]
0°	0.00	0.00	0.00 %	0.00 %
5°	5.88	5.88	0.59 %	0.59 %
10°	17.59	23.47	1.76 %	2.35 %
15°	29.35	52.82	2.94 %	5.28 %
20°	41.32	94.14	4.13 %	9.41 %
25°	53.26	147.40	5.33 %	14.74 %
30°	64.53	211.93	6.45 %	21.19 %
35°	74.63	286.56	7.46 %	28.66 %
40°	83.65	370.22	8.37 %	37.02 %
45°	90.84	461.06	9.08 %	46.11 %
50°	94.94	556.00	9.49 %	55.60 %
55°	95.00	650.99	9.50 %	65.10 %
60°	91.67	742.67	9.17 %	74.27 %
65°	87.75	830.41	8.77 %	83.04 %
70°	78.51	908.92	7.85 %	90.89 %
75°	54.18	963.10	5.42 %	96.31 %
80°	24.59	987.69	2.46 %	98.77 %
85°	8.61	996.30	0.86 %	99.63 %
90°	3.70	1000.00	0.37 %	100.00 %
95°	0.00	1000.00	0.00 %	100.00 %
100°	0.00	1000.00	0.00 %	100.00 %
105°	0.00	1000.00	0.00 %	100.00 %
110°	0.00	1000.00	0.00 %	100.00 %
115°	0.00	1000.00	0.00 %	100.00 %
120°	0.00	1000.00	0.00 %	100.00 %
125°	0.00	1000.00	0.00 %	100.00 %
130°	0.00	1000.00	0.00 %	100.00 %
135°	0.00	1000.00	0.00 %	100.00 %
140°	0.00	1000.00	0.00 %	100.00 %
145°	0.00	1000.00	0.00 %	100.00 %
150°	0.00	1000.00	0.00 %	100.00 %
155°	0.00	1000.00	0.00 %	100.00 %
160°	0.00	1000.00	0.00 %	100.00 %
165°	0.00	1000.00	0.00 %	100.00 %
170°	0.00	1000.00	0.00 %	100.00 %
175°	0.00	1000.00	0.00 %	100.00 %
180°	0.00	1000.00	0.00 %	100.00 %

Luminaria

Código COM2-25W2S3-30K7-ffff-gghhh-i_jj-kk
Nombre Coanda Series Mini S2 - 25W 30K70 T2S3

Ensayo

Código Coanda Series Mini S2 25W COM2-25W2S3-30K7-ffff-gghhh-i_jj-kk 30K70 T2S3
Nombre Coanda Series Mini S2 - 25W 30K70 T2S3

Flujo Luminaria	3375.00 lm	Potencia luminaria	25.00 W	Eficiencia	135.00 lm/W	Rendimiento	100.00%
Flujo de Lámpara	3375.00 lm	Valor Máximo	441.49 cd/klm	Posición	C=0.00 G=67.00	CG	Asimétrico

Utilización CIE

Montaje	Directo				Normalización			Normalizados			Raz. de Susp.						1/3		CIE Estándar							
Techo																										
K	8873	8773	8871	8771	7773	7771	7753	7553	7751	7551	7731	7331	7711	7111	5551	5531	5331	5511	5111	3331	3311	1111	0000			
0.60	225	202	182	164	192	157	114	97	92	79	48	37	17	12	73	39	35	14	11	33	12	10	0			
0.80	260	239	195	180	227	172	143	125	106	93	58	46	23	17	87	49	44	19	16	42	17	15	0			
1.00	283	263	197	185	251	177	166	148	113	101	66	54	29	22	95	56	51	25	21	49	22	19	0			
1.25	303	285	194	184	271	177	189	171	118	108	72	61	35	28	101	62	58	31	27	55	28	25	0			
1.50	316	300	189	181	286	174	207	191	120	111	76	66	41	34	105	67	63	36	32	60	33	30	0			
2.00	332	319	177	171	305	165	235	220	120	113	82	74	50	43	107	74	71	46	42	68	42	39	0			
2.50	343	332	166	162	317	157	256	242	119	113	86	79	58	51	108	79	76	53	49	73	49	46	0			
3.00	350	340	158	155	325	150	271	258	117	113	89	82	64	57	108	82	79	59	55	76	55	52	0			
4.00	359	352	147	145	337	141	293	282	116	112	93	88	72	66	108	87	84	68	64	81	64	60	0			
5.00	366	359	140	138	344	135	307	298	114	112	95	91	78	73	107	90	88	74	71	85	70	67	0			
10.00	379	375	124	123	360	121	340	335	111	109	101	98	91	88	106	97	96	88	86	93	85	82	0			
20.00	386	384	115	115	369	113	359	356	109	108	104	102	99	97	105	101	100	96	95	98	93	91	0			

Pared

K	8873	8773	8871	8771	7773	7771	7753	7553	7751	7551	7731	7331	7711	7111	5551	5531	5331	5511	5111	3331	3311	1111	0000
0.60	494	481	439	430	475	426	374	366	344	338	288	283	248	246	335	284	282	247	246	281	246	245	225
0.80	558	545	483	475	535	468	436	426	391	384	335	330	294	291	380	330	328	292	290	326	290	289	266
1.00	602	589	509	501	577	494	481	471	422	416	368	363	327	324	410	362	360	324	323	357	323	321	295
1.25	639	627	527	520	612	512	522	511	448	442	397	391	357	354	435	390	388	354	352	385	352	350	320
1.50	665	653	537	532	637	524	553	542	465	460	418	412	380	376	451	410	408	376	374	404	373	371	338
2.00	690	680	539	535	661	527	589	578	478	474	438	433	405	400	465	430	427	400	397	422	395	392	356
2.50	703	695	535	532	673	524	610	600	483	479	449	444	419	414	470	439	437	413	410	431	408	403	364
3.00	709	702	529	526	679	518	623	613	484	480	453	448	426	422	470	443	441	420	417	435	414	409	368
4.00	718	712	522	520	687	512	642	633	484	482	460	456	437	433	471	449	448	430	427	440	423	417	373
5.00	723	717	516	514	692	506	653	645	484	482	463	460	444	440	470	452	451	436	433	443	428	421	375
10.00	718	715	487	486	686	479	664	659	467	466	456	454	445	442	454	444	443	435	433	434	425	417	366
20.00	684	683	440	440	652	433	641	638	428	427	422	421	416	414	415	410	409	405	404	399	394	384	332

P.Trab.

K	8873	8773	8871	8771	7773	7771	7753	7553	7751	7551	7731	7331	7711	7111	5551	5531	5331	5511	5111	3331	3311	1111	0000
0.60	552	539	515	505	531	499	408	400	393	387	321	317	270	268	383	317	315	269	268	314	268	267	248
0.80	663	649	611	601	636	592	513	502	489	482	415	409	360	357	475	409	406	358	356	404	356	355	335
1.00	751	736	684	675	720	664	599	587	567	559	494	487	438	434	550	486	483	435	433	479	432	430	411
1.25	835	820	752	744	800	732	686	673	643	635	573	566	518	513	624	563	560	514	511	555	510	507	488
1.50	898	884	802	794	860	782	754	740	700	693	635	627	582	576	680	623	620	576	573	614	571	567	549
2.00	990	977	873	866	949	853	857	843	785	779	729	721	681	675	764	715	712	673	670	704	667	661	644
2.50	1000	1000	917	912	1000	898	927	913	841	835	792	784	749	743	819	777	774	740	736	764	731	724	708
3.00	1000	1000	947	943	1000	929	977	964	880	875	837	830	799	792	857	821	818	788	784	807	778	770	755
4.00	1000	1000	983	980	1000	967	1000	1000	928	924	894	888	862	856	906	876	874	849	846	861	838	827	813
5.00	1000	1000	1000	1000	1000	990	1000	1000	958	955	929	924	902	896	935	910	908	888	884	894	875	863	850
10.00	1000	1000	1000	1000	1000	1000	1000	1000	1000	1000	1000	1000	1000	1000	989	985	996	983	982	971	968	954	938
20.00	1000	1000	1000	1000	1000	1000	1000	1000	1000	1000	1000	1000	1000	1000	1000	1000	1000	1000	1000	1000	995	977	967

LM53 SHR C0-C180: 1.769 SHR C90-C270: 1.931 SHR Superficial: 2.200

Luminaria

Código COM2-25W2S3-30K7-ffff-gghhh-i_jj-kk
Nombre Coanda Series Mini S2 - 25W 30K70 T2S3

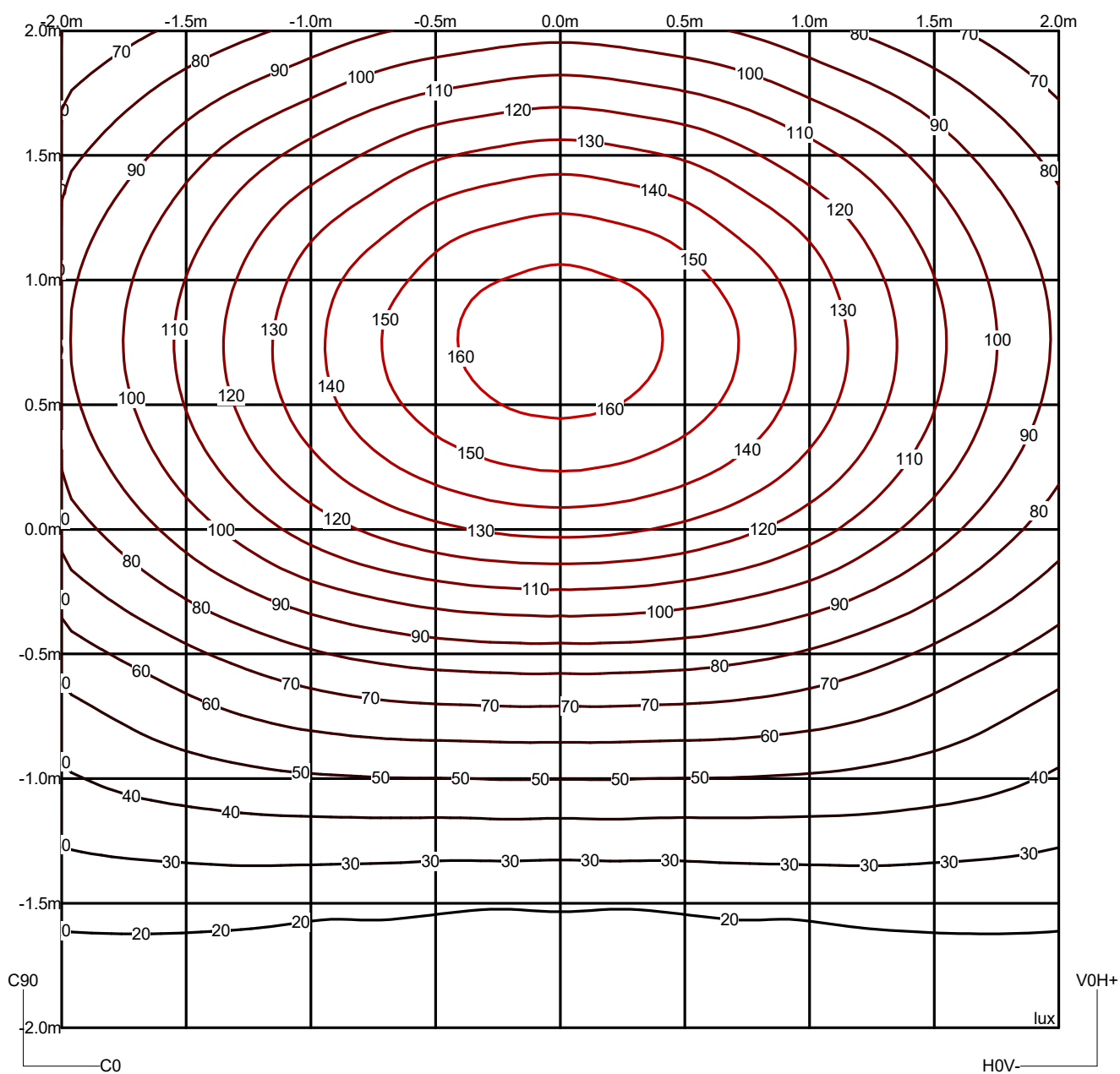
Ensayo

Código Coanda Series Mini S2 25W COM2-25W2S3-30K7-ffff-gghhh-i_jj-kk 30K70 T2S3
Nombre Coanda Series Mini S2 - 25W 30K70 T2S3

Flujo Luminaria	3375.00 lm	Potencia luminaria	25.00 W	Eficiencia	135.00 lm/W	Rendimiento	100.00%
Flujo de Lámpara	3375.00 lm	Valor Máximo	441.49 cd/klm	Posición	C=0.00 G=67.00	CG	Asimétrico

Isolux (Suelo)

Posición Luminaria X=0.00m Y=0.00m Z=2.50m



Luminaria

Código COM2-25W2S3-30K7-ffff-gghhh-i_jj-kk
Nombre Coanda Series Mini S2 - 25W 30K70 T2S3

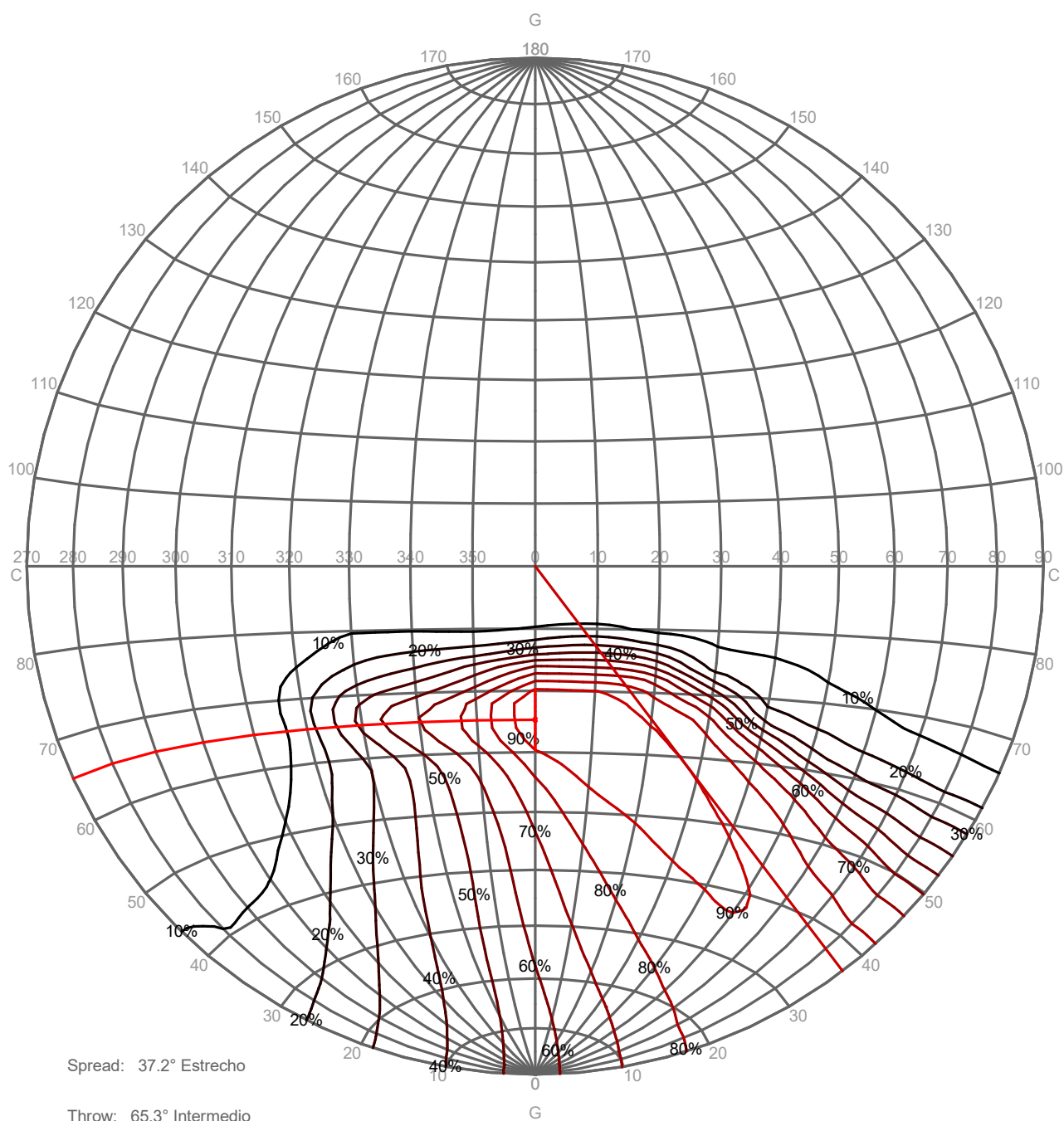
Ensayo

Código Coanda Series Mini S2 25W COM2-25W2S3-30K7-ffff-gghhh-i_jj-kk 30K70 T2S3
Nombre Coanda Series Mini S2 - 25W 30K70 T2S3

Flujo Luminaria	3375.00 lm	Potencia luminaria	25.00 W	Eficiencia	135.00 lm/W	Rendimiento	100.00%
Flujo de Lámpara	3375.00 lm	Valor Máximo	441.49 cd/klm	Posición	C=0.00 G=67.00	CG	Asimétrico

PORCENTAJE ISOCANDELAS

Proyección: Equivalente SLI (deslumbramiento) 6.4 Concentrado Ángulo de Inclinación:0°



Luminaria

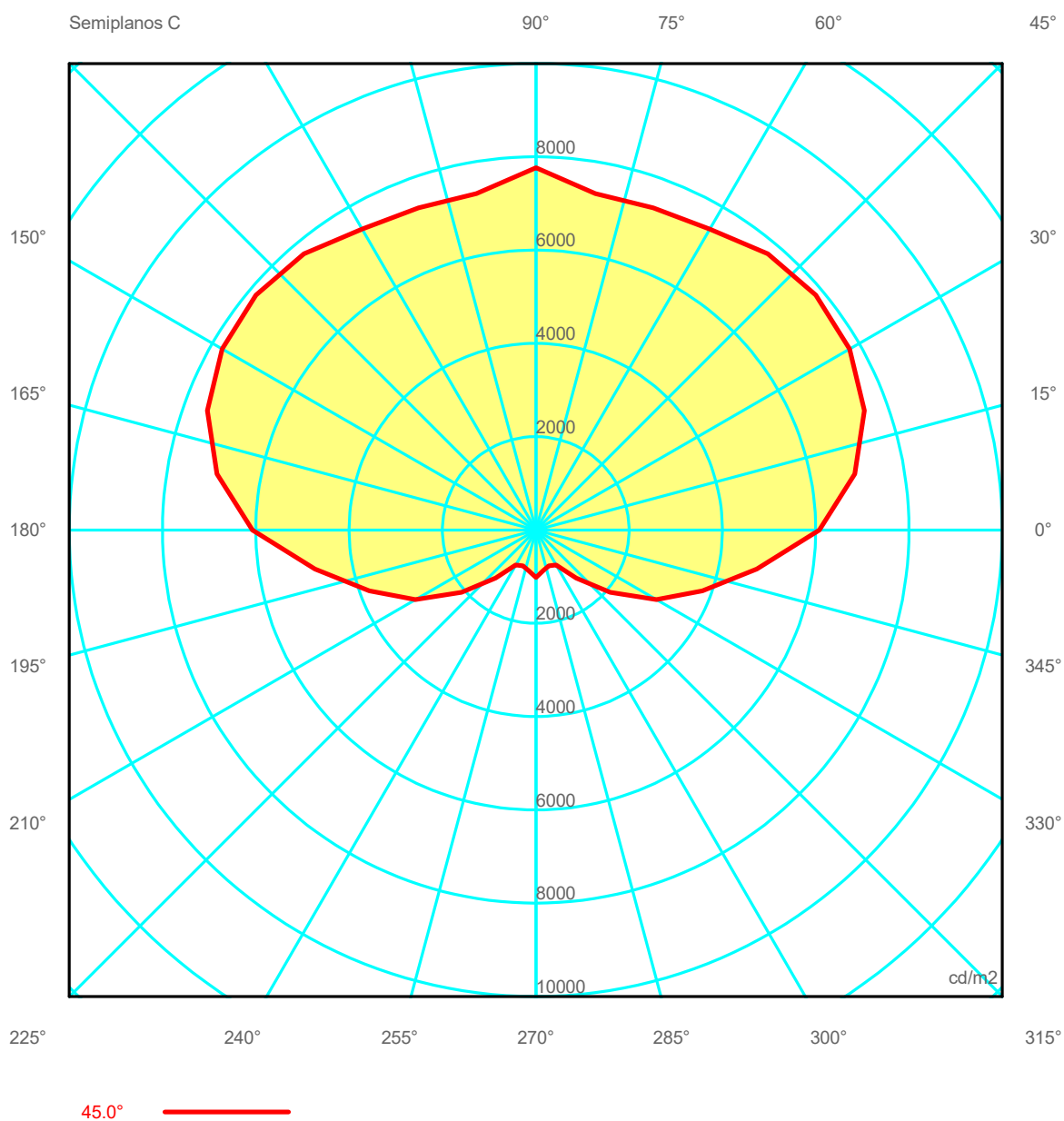
Código COM2-25W2S3-30K7-ffff-gghhh-i_jj-kk
Nombre Coanda Series Mini S2 - 25W 30K70 T2S3

Ensayo

Código Coanda Series Mini S2 25W COM2-25W2S3-30K7-ffff-gghhh-i_jj-kk 30K70 T2S3
Nombre Coanda Series Mini S2 - 25W 30K70 T2S3

Flujo Luminaria	3375.00 lm	Potencia luminaria	25.00 W	Eficiencia	135.00 lm/W	Rendimiento	100.00%
Flujo de Lámpara	3375.00 lm	Valor Máximo	441.49 cd/klm	Posición	C=0.00 G=67.00	CG	Asimétrico

Luminancia



Luminaria

Código COM2-25W2S3-30K7-ffff-gghhh-i_jj-kk
Nombre Coanda Series Mini S2 - 25W 30K70 T2S3

Ensayo

Código Coanda Series Mini S2 25W COM2-25W2S3-30K7-ffff-gghhh-i_jj-kk 30K70 T2S3
Nombre Coanda Series Mini S2 - 25W 30K70 T2S3

Flujo Luminaria	3375.00 lm	Potencia luminaria	25.00 W	Eficiencia	135.00 lm/W	Rendimiento	100.00%
Flujo de Lámpara	3375.00 lm	Valor Máximo	441.49 cd/klm	Posición	C=0.00 G=67.00	CG	Asimétrico

Luminance cd/m2 Tabla 1/3

	C 0.00	C 10.00	C 20.00	C 30.00	C 40.00	C 50.00	C 60.00	C 70.00	C 80.00	C 90.00	C 100.00	C 110.00	C 120.00
G 0.0	5025.97	5025.97	5025.97	5025.97	5025.97	5025.97	5025.97	5025.97	5025.97	5025.97	5025.97	5025.97	5025.97
G 5.0	4871.26	4975.29	5079.56	5180.32	5275.35	5368.11	5446.97	5522.23	5577.04	5625.76	5577.04	5522.23	5446.97
G 10.0	4799.12	4992.75	5184.13	5367.38	5539.57	5709.38	5849.96	5991.90	6100.96	6199.17	6100.96	5991.90	5849.96
G 15.0	4807.32	5088.87	5359.57	5609.01	5842.71	6072.78	6271.20	6481.12	6642.70	6803.97	6642.70	6481.12	6271.20
G 20.0	4883.71	5244.83	5583.98	5893.68	6177.74	6456.28	6705.85	6971.50	7182.53	7407.01	7182.53	6971.50	6705.85
G 25.0	5012.77	5453.39	5849.69	6201.88	6524.64	6833.93	7099.19	7401.47	7641.90	7931.26	7641.90	7401.47	7099.19
G 30.0	5177.55	5696.60	6153.00	6555.47	6886.90	7189.70	7410.15	7704.68	7957.78	8311.84	7957.78	7704.68	7410.15
G 35.0	5391.13	6012.96	6531.38	6942.92	7251.68	7497.93	7640.45	7852.90	8056.53	8456.94	8056.53	7852.90	7640.45
G 40.0	5677.18	6411.45	6976.66	7361.16	7590.30	7721.21	7642.36	7740.52	7883.42	8317.92	7883.42	7740.52	7642.36
G 45.0	6076.24	6938.49	7491.79	7763.66	7836.30	7736.27	7450.21	7349.11	7325.96	7769.70	7325.96	7349.11	7450.21
G 50.0	6652.33	7628.41	8030.11	8110.86	7961.39	7545.60	6864.26	6480.57	6230.13	6637.07	6230.13	6480.57	6864.26
G 55.0	7547.34	8497.00	8583.60	8382.57	7824.23	6852.40	5546.62	4858.30	4548.54	4906.70	4548.54	4858.30	5546.62
G 60.0	9061.35	9512.91	9077.52	8455.79	7066.41	4878.33	3384.53	3043.69	2899.92	3213.15	2899.92	3043.69	3384.53
G 65.0	10856.99	10372.27	9326.86	7965.96	4279.93	2515.03	1994.22	1692.45	1612.52	1704.30	1612.52	1692.45	1994.22
G 70.0	10890.35	10323.13	8706.11	5218.33	1931.29	1514.46	1229.98	1027.63	973.29	1049.21	973.29	1027.63	1229.98
G 75.0	6493.86	6383.70	4842.22	1801.35	1400.99	1102.10	848.28	721.31	685.25	745.26	685.25	721.31	848.28
G 80.0	1599.05	1799.00	1054.22	971.24	896.23	737.30	582.07	504.67	464.36	512.87	464.36	504.67	582.07
G 85.0	511.00	597.91	543.30	515.73	489.95	434.95	357.07	304.05	282.80	304.07	282.80	304.05	357.07
G 90.0	275.39	322.21	298.87	269.02	220.15	186.88	160.15	119.08	80.38	38.29	80.38	119.08	160.15

Luminaria

Código COM2-25W2S3-30K7-ffff-gghhh-i_jj-kk
Nombre Coanda Series Mini S2 - 25W 30K70 T2S3

Ensayo

Código Coanda Series Mini S2 25W COM2-25W2S3-30K7-ffff-gghhh-i_jj-kk 30K70 T2S3
Nombre Coanda Series Mini S2 - 25W 30K70 T2S3

Flujo Luminaria	3375.00 lm	Potencia luminaria	25.00 W	Eficiencia	135.00 lm/W	Rendimiento	100.00%
Flujo de Lámpara	3375.00 lm	Valor Máximo	441.49 cd/klm	Posición	C=0.00 G=67.00	CG	Asimétrico

Luminance cd/m2 Tabla 2/3

	C 130.00	C 140.00	C 150.00	C 160.00	C 170.00	C 180.00	C 190.00	C 200.00	C 210.00	C 220.00	C 230.00	C 240.00	C 250.00
G 0.0	5025.97	5025.97	5025.97	5025.97	5025.97	5025.97	5025.97	5025.97	5025.97	5025.97	5025.97	5025.97	5025.97
G 5.0	5368.11	5275.35	5180.32	5079.56	4975.29	4871.26	4742.25	4616.83	4501.55	4402.64	4321.28	4262.71	4224.92
G 10.0	5709.38	5539.57	5367.38	5184.13	4992.75	4799.12	4548.43	4300.26	4078.56	3887.77	3729.06	3620.28	3546.97
G 15.0	6072.78	5842.71	5609.01	5359.57	5088.87	4807.32	4434.04	4068.14	3749.75	3478.47	3268.10	3110.31	3013.83
G 20.0	6456.28	6177.74	5893.68	5583.98	5244.83	4883.71	4393.03	3913.42	3508.44	3178.47	2916.16	2704.36	2570.23
G 25.0	6833.93	6524.64	6201.88	5849.69	5453.39	5012.77	4404.24	3815.08	3341.31	2955.01	2615.14	2320.96	2112.33
G 30.0	7189.70	6886.90	6555.47	6153.00	5696.60	5177.55	4447.35	3753.76	3227.01	2759.96	2283.10	1891.94	1600.07
G 35.0	7497.93	7251.68	6942.92	6531.38	6012.96	5391.13	4513.20	3715.12	3150.63	2536.86	1939.48	1441.50	1167.29
G 40.0	7721.21	7590.30	7361.16	6976.66	6411.45	5677.18	4622.72	3725.45	3081.90	2299.88	1604.48	1118.79	981.79
G 45.0	7736.27	7836.30	7763.66	7491.79	6938.49	6076.24	4805.23	3800.20	2983.41	2075.97	1338.86	864.28	814.47
G 50.0	7545.60	7961.39	8110.86	8030.11	7628.41	6652.33	5122.42	3917.07	2878.10	1863.40	1041.94	606.95	637.80
G 55.0	6852.40	7824.23	8382.57	8583.60	8497.00	7547.34	5612.33	4117.65	2816.14	1720.28	740.28	473.26	501.76
G 60.0	4878.33	7066.41	8455.79	9077.52	9512.91	9061.35	6648.07	4838.60	3102.68	1604.00	542.10	471.22	632.83
G 65.0	2515.03	4279.93	7965.96	9326.86	10372.27	10856.99	7868.32	6226.32	4361.11	1716.94	529.25	606.16	770.54
G 70.0	1514.46	1931.29	5218.33	8706.11	10323.13	10890.35	7323.57	5306.26	4023.80	1830.78	611.20	642.37	692.11
G 75.0	1102.10	1400.99	1801.35	4842.22	6383.70	6493.86	4440.06	3155.27	2371.99	1209.24	561.40	568.96	577.81
G 80.0	737.30	896.23	971.24	1054.22	1799.00	1599.05	1191.36	1270.55	1267.97	592.60	458.85	504.89	462.42
G 85.0	434.95	489.95	515.73	543.30	597.91	511.00	392.43	469.47	487.55	305.40	303.51	353.51	301.98
G 90.0	186.88	220.15	269.02	298.87	322.21	275.39	191.98	184.07	205.61	165.08	154.14	165.96	138.35

Luminaria

Código COM2-25W2S3-30K7-ffff-gghhh-i_jj-kk
Nombre Coanda Series Mini S2 - 25W 30K70 T2S3

Ensayo

Código Coanda Series Mini S2 25W COM2-25W2S3-30K7-ffff-gghhh-i_jj-kk 30K70 T2S3
Nombre Coanda Series Mini S2 - 25W 30K70 T2S3

Flujo Luminaria	3375.00 lm	Potencia luminaria	25.00 W	Eficiencia	135.00 lm/W	Rendimiento	100.00%
Flujo de Lámpara	3375.00 lm	Valor Máximo	441.49 cd/klm	Posición	C=0.00 G=67.00	CG	Asimétrico

Luminance cd/m2 Tabla 3/3

	C 260.00	C 270.00	C 280.00	C 290.00	C 300.00	C 310.00	C 320.00	C 330.00	C 340.00	C 350.00
G 0.0	5025.97	5025.97	5025.97	5025.97	5025.97	5025.97	5025.97	5025.97	5025.97	5025.97
G 5.0	4218.29	4233.70	4218.29	4224.92	4262.71	4321.28	4402.64	4501.55	4616.83	4742.25
G 10.0	3530.56	3542.26	3530.56	3546.97	3620.28	3729.06	3887.77	4078.56	4300.26	4548.43
G 15.0	2977.48	2998.17	2977.48	3013.83	3110.31	3268.10	3478.47	3749.75	4068.14	4434.04
G 20.0	2513.74	2532.30	2513.74	2570.23	2704.36	2916.16	3178.47	3508.44	3913.42	4393.03
G 25.0	2024.44	2020.62	2024.44	2112.33	2320.96	2615.14	2955.01	3341.31	3815.08	4404.24
G 30.0	1422.51	1427.44	1422.51	1600.07	1891.94	2283.10	2759.96	3227.01	3753.76	4447.35
G 35.0	1041.25	1099.43	1041.25	1167.29	1441.50	1939.48	2536.86	3150.63	3715.12	4513.20
G 40.0	964.58	1102.26	964.58	981.79	1118.79	1604.48	2299.88	3081.90	3725.45	4622.72
G 45.0	887.97	1012.63	887.97	814.47	864.28	1338.86	2075.97	2983.41	3800.20	4805.23
G 50.0	703.64	764.44	703.64	637.80	606.95	1041.94	1863.40	2878.10	3917.07	5122.42
G 55.0	575.37	639.98	575.37	501.76	473.26	740.28	1720.28	2816.14	4117.65	5612.33
G 60.0	812.04	901.68	812.04	632.83	471.22	542.10	1604.00	3102.68	4838.60	6648.07
G 65.0	818.02	837.72	818.02	770.54	606.16	529.25	1716.94	4361.11	6226.32	7868.32
G 70.0	590.34	520.97	590.34	692.11	642.37	611.20	1830.78	4023.80	5306.26	7323.57
G 75.0	395.72	190.82	395.72	577.81	568.96	561.40	1209.24	2371.99	3155.27	4440.06
G 80.0	291.32	104.03	291.32	462.42	504.89	458.85	592.60	1267.97	1270.55	1191.36
G 85.0	190.59	44.45	190.59	301.98	353.51	303.51	305.40	487.55	469.47	392.43
G 90.0	80.59	0.00	80.59	138.35	165.96	154.14	165.08	205.61	184.07	191.98

Luminaria

Código COM2-25W2S3-30K7-ffff-gghhh-i_jj-kk
Nombre Coanda Series Mini S2 - 25W 30K70 T2S3

Ensayo

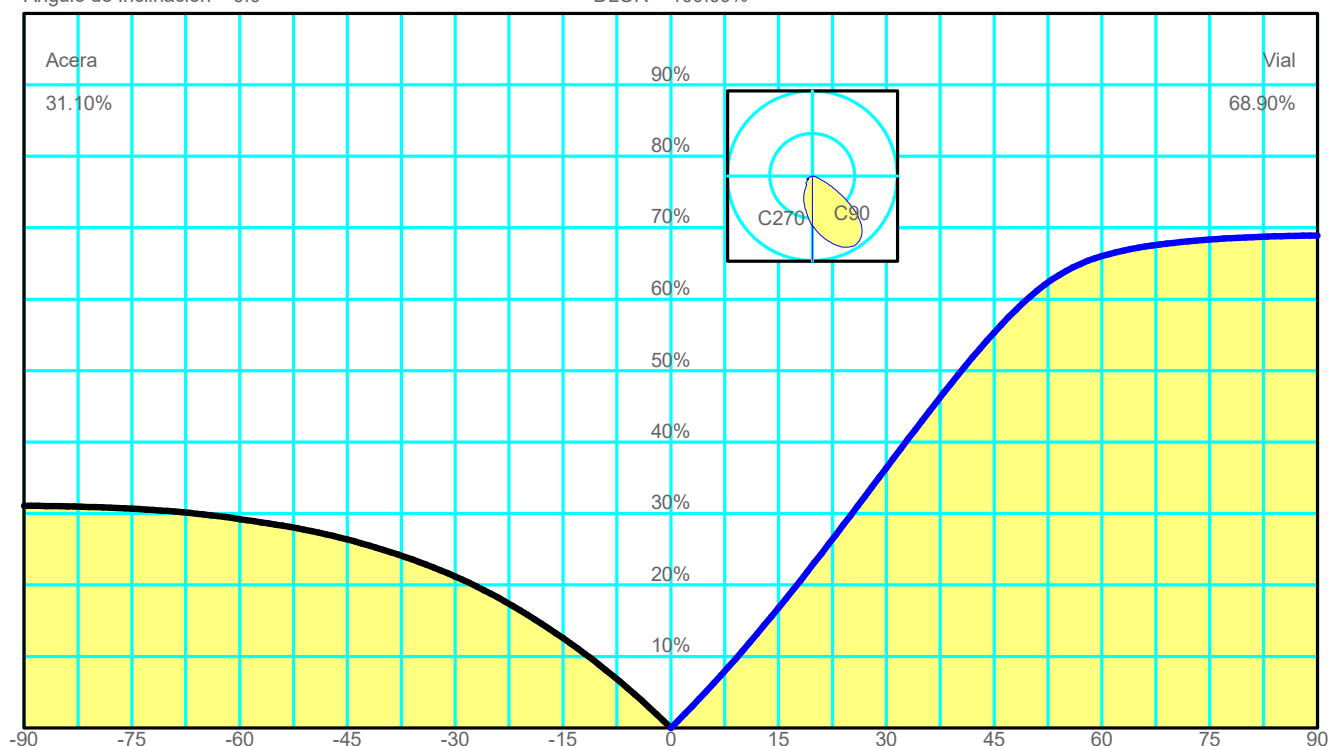
Código Coanda Series Mini S2 25W COM2-25W2S3-30K7-ffff-gghhh-i_jj-kk 30K70 T2S3
Nombre Coanda Series Mini S2 - 25W 30K70 T2S3

Flujo Luminaria	3375.00 lm	Potencia luminaria	25.00 W	Eficiencia	135.00 lm/W	Rendimiento	100.00%
Flujo de Lámpara	3375.00 lm	Valor Máximo	441.49 cd/klm	Posición	C=0.00 G=67.00	CG	Asimétrico

Acera			Vial		
Piano	0	0.00%	Piano	0	0.00%
Piano	-5	4.70%	Piano	5	5.18%
Piano	-10	8.88%	Piano	10	10.80%
Piano	-15	12.58%	Piano	15	16.80%
Piano	-20	15.87%	Piano	20	23.13%
Piano	-25	18.75%	Piano	25	29.70%
Piano	-30	21.20%	Piano	30	36.38%
Piano	-35	23.22%	Piano	35	43.02%
Piano	-40	24.93%	Piano	40	49.41%
Piano	-45	26.36%	Piano	45	55.31%
Piano	-50	27.54%	Piano	50	60.34%
Piano	-55	28.46%	Piano	55	63.94%
Piano	-60	29.22%	Piano	60	66.03%
Piano	-65	29.87%	Piano	65	67.19%
Piano	-70	30.36%	Piano	70	67.88%
Piano	-75	30.68%	Piano	75	68.34%
Piano	-80	30.89%	Piano	80	68.63%
Piano	-85	31.02%	Piano	85	68.81%
Piano	-90	31.10%	Piano	90	68.90%

Ángulo de Inclinación = 0.0

DLOR = 100.00%



Spread 37.2° Estrecho
Throw 65.3° Intermedio
SLI (deslumbramiento) Concentrado
Cutoff CIE Semi Cutoff - Max: C=0.0° Gamma=67.0°
Cutoff Iesna Cutoff
DIN5044 KB2

IESNA Type II Short Asymmetrical

DLOR 100.0000 %
ULOR 0.0000 %
Rendimiento 100.0000 %
RN 0.0000 %
Clase de Intensidad Luminosa G4
Índice de Deslumbramiento D6

Luminaria

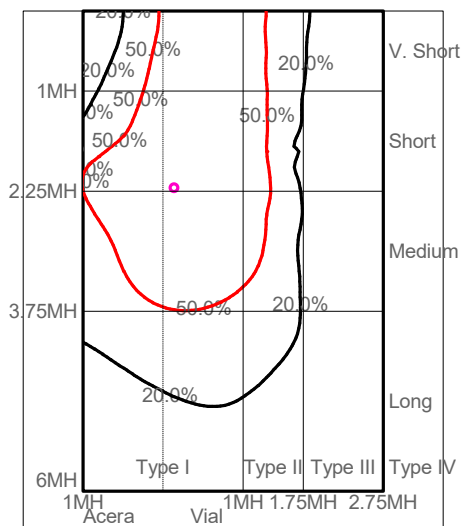
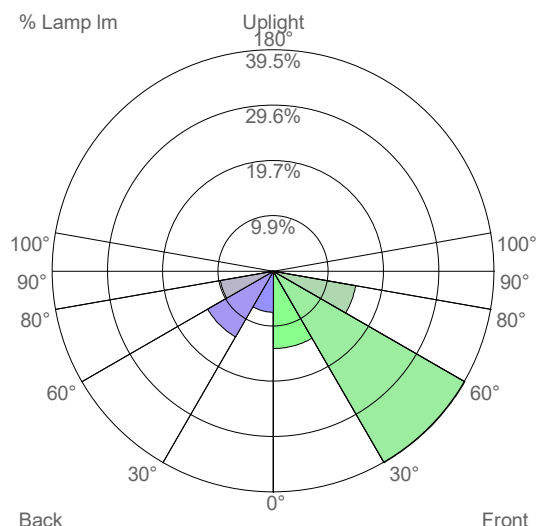
Código COM2-25W2S3-30K7-ffff-gghhh-i_jj-kk
Nombre Coanda Series Mini S2 - 25W 30K70 T2S3

Ensayo

Código Coanda Series Mini S2 25W COM2-25W2S3-30K7-ffff-gghhh-i_jj-kk 30K70 T2S3
Nombre Coanda Series Mini S2 - 25W 30K70 T2S3

Flujo Luminaria	3375.00 lm	Potencia luminaria	25.00 W	Eficiencia	135.00 lm/W	Rendimiento	100.00%
Flujo de Lámpara	3375.00 lm	Valor Máximo	441.49 cd/klm	Posición	C=0.00 G=67.00	CG	Asimétrico

US ROAD STANDARDS



Luminaire Classification System (LCS)			
LCS Zone		Lumens	%Lamp
FL	0° -- 30°	466.9 lm	13.8 %
FM	30° -- 60°	1332.5 lm	39.5 %
FH	60° -- 80°	503.4 lm	14.9 %
FVH	80° -- 90°	22.7 lm	0.7 %
BL	0° -- 30°	248.0 lm	7.3 %
BM	30° -- 60°	457.6 lm	13.6 %
BH	60° -- 80°	324.9 lm	9.6 %
BVH	80° -- 90°	18.9 lm	0.6 %
UL	90° -- 100°	0.0 lm	0.0 %
UH	100° -- 180°	0.0 lm	0.0 %
TOTALS		3375.0 lm	100.0 %
BUG B1 U0 G1 Type II Short Asymmetrical			